



BELGARD®

PRODUCT CATALOG  
VOLUME SEVENTEEN



# WHY BELGARD®?

Our purpose is to make outside your kind of beautiful. This goes beyond turning creativity and craftsmanship into lasting outdoor spaces. It means bringing your vision to life, together. Because with Belgard, you get more than just beautiful products, you get a partner to help you every step of the way.

**INSPIRATION.** Ignite your creativity with our online visualizer tool—designed to help you explore and experiment with different styles and design principles.

**Visit: [Belgard.com/Seeit](http://Belgard.com/Seeit)**

**EXPERTISE.** Our network of Belgard Authorized Contractors are ICPI\* trained and must pass specific Belgard requirements to deliver superior craftsmanship, ensuring your outdoor space features only the most professional work.

\*Interlocking Concrete Pavement Institute

**Find a contractor: [Belgard.com/Locator](http://Belgard.com/Locator)**

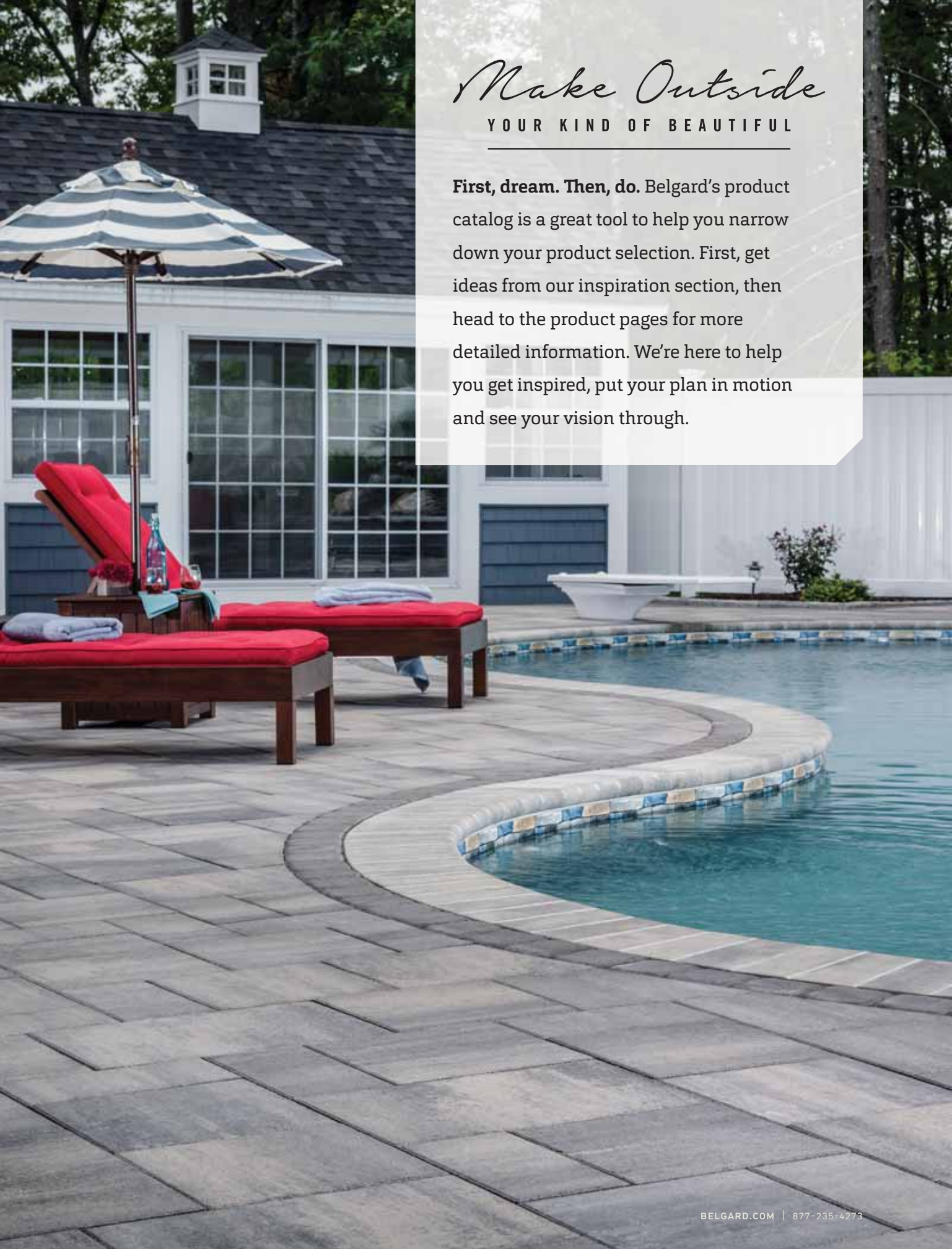
**PEACE OF MIND.** Not only do we stand behind our products with a lifetime limited warranty, but Belgard is also the only hardscapes company backed by the Good Housekeeping Seal for quality and assurance.

**Visit: [Belgard.com/GHseal](http://Belgard.com/GHseal) and [Belgard.com/Warranty](http://Belgard.com/Warranty)**

**FLEXIBILITY.** We offer same-as-cash financing options and payment plans to help you realize your vision on your budget. Belgard Preferred Payment is available through select Belgard Authorized Contractors and Dealers.

**Visit: [Belgard.com/BPP](http://Belgard.com/BPP)**





# *Make Outside*

YOUR KIND OF BEAUTIFUL

---

**First, dream. Then, do.** Belgard's product catalog is a great tool to help you narrow down your product selection. First, get ideas from our inspiration section, then head to the product pages for more detailed information. We're here to help you get inspired, put your plan in motion and see your vision through.



Let's build your  
*Beautiful.*



# *Table of Contents*

<b>NEW &amp; INNOVATIVE PRODUCTS .....</b>	<b>04</b>
<b>INSPIRATION .....</b>	<b>08</b>
<b>PAVERS &amp; SLABS .....</b>	<b>42</b>
<b>PERMEABLE PAVERS .....</b>	<b>76</b>
<b>PORCELAIN PAVERS .....</b>	<b>82</b>
<b>WALLS.....</b>	<b>94</b>
<b>COPING, EDGERS &amp; STEPS.....</b>	<b>124</b>
<b>OUTDOOR KITCHENS &amp; FIRE FEATURES.....</b>	<b>136</b>
<b>ACCESSORIES .....</b>	<b>146</b>
<b>TECHNICAL REFERENCE.....</b>	<b>152</b>
<b>UNDERSTANDING THE PROCESS .....</b>	<b>168</b>

## *Start Dreaming*

Belgard® is a place where the outdoors is always beautiful. Where the smiles never stop. Since 1995, our locally made and nationally backed products have transformed thousands of properties across North America.

# NEW & INNOVATIVE PRODUCTS



Provence Slabs (For full product details see page 74)  
Shenandoah

## PROVENCE® SLABS

Featuring Satura™ color technology, Provence slabs emulate the appearance of natural stone with the added benefit of industrial surface technology that resists fading, chipping or scratching. Provence is available in four colors and in a 3-piece system with two additional large format sizes.

## NOON

With the appearance of reclaimed wood, the Noon family of porcelain pavers truly brings the inside to the outdoor living space. Available in four colors and two plank sizes, Noon is available to be mixed and matched to create a distinctive outdoor environment.



Noon (For full product details see page 82)  
Daylight




## CATALINA™ SLATE WITH PRO-TEC™

Catalina offers crisp, clean lines and a natural slate texture to create a contemporary feel that is both eye-catching and comfortable. The modular 3-piece system provides superb design flexibility and easy installation to create a unique outdoor space. Pro-Tec protects each unit from the wear and tear of everyday use, stains and acid rain, while enriching the pavers color.

Catalina Slate (For full product details see page 44)  
Silex Blend

# NEW & INNOVATIVE PRODUCTS



## LAFITT TANDEM™ WALL

A revolutionary, new wall system that provides the appearance of natural stone and will complement any hardscape. The innovative, versatile Lafitt Tandem Wall system can be used to create attractive curved or straight retaining and freestanding landscape walls.

## TANDEM® MODULAR GRID SYSTEM

Imagine efficiently creating outdoor living features to coordinate with the natural stone appearance of Lafitt Tandem Wall. Utilizing our modular grid system and Lafitt Tandem veneers, you can efficiently construct outdoor kitchens, benches, planters and more, with the new Tandem Modular Grid System.

## MEGA-TANDEM™

Similar in style and installation to Lafitt Tandem® Wall, the Mega-Tandem Wall system provides a great option for projects where scale or height limitations go beyond the Lafitt Tandem platform.



### LAFITT® PAVER 6X9

The Lafitt 6x9 paver is the perfect accent piece to help provide the finishing touches to your patio, driveway or walkway. Mix and match colors and textures by adding a rustic border to your project in a complimentary color. Bring versatility to your outdoor space with a design that is truly unique to you with the Lafitt 6x9 paver.



Lafitt® Paver 6X9 (For full product details see page 55)  
Charcoal



### ANCHOR LANDINGS™ STEP UNIT

Developed to help you create a grand entrance, Landings is an elegant step with a quarried limestone look. It is designed with texture on the riser for a natural stone appearance with a granite like texture on the tread. The nesting feature also allows for a seamless wider landing utilizing two units.

Landings Step (For full product details see page 126)  
Natural

# PATIOS



Lafitt® Rustic Slab (page 56)  
Danville Blend  
Belair Wall® (page 106)  
Danville Blend

A photograph of an outdoor living space featuring a stone patio, a fire pit with a fire, and a dark-colored chair with a cushion. The patio is made of large, irregular stone tiles. In the background, there are stone steps and a dark wooden bench. The scene is set in a garden with trees and shrubs.

**CREATE A ROOM WITHOUT A ROOF.**

When you create an outdoor living room, you can be sure it will not only be filled with life, but with moments that last a lifetime. Whether hosting an impromptu dinner party, inviting the neighbors over, or just spending some quality time with your family, Belgard® is your source for beautiful patio designs.

# Patios





Holland Stone (page 50)  
Sable Blend & Liberty Blend  
Celtik® Wall Double Sided (page 110)  
Sable Blend



Mega-Lafitt™ Paver (page 118)  
Bella



Quarziti Porcelain Paver (page 90)  
Waterfall



Lafitt® Rustic Slab (page 56)  
Silex Blend  
Weston Stone® (page 122)  
Bella

# OUTDOOR KITCHENS & FIRE FEATURES



Weston Stone® (page 122)  
Bella  
Lafitt® Rustic Slab (page 56)  
Danville Blend





**FROM FIESTA TO SIESTA.**

Imagine an outdoor kitchen and living room so captivating that they become as inviting as your indoor versions. This dream can be a reality with a Belgard® outdoor element built right into your backyard patio.




**Bristol™ Fireplace** (page 139)  
Gascony Tan & Ashbury Haze  
**Mega-Arbel® Patio Slab** (page 64)  
Silex Blend

# Outdoor Kitchens & Fire Features



Celtik® Wall (page 108)  
 Bella  
 Lafitt® Rustic Slab (page 56)  
 Amaretto



Brighton™ Fireplace (page 140)  
 Cotswold Mist & Brookstone Slate  
 Dublin Cobbte® (pag 48)  
 Sable Blend



Belair Wall® (page 106)  
 Sillex Blend  
 Lafitt® Rustic Slab (page 56)  
 Sillex Blend



Weston Stone® Fire Pit Kit (page 144)  
Amaretto  
Weston Stone® (page 122)  
Bella



Bordeaux™ Grill Island & Brick Oven (page 138)  
Sienna

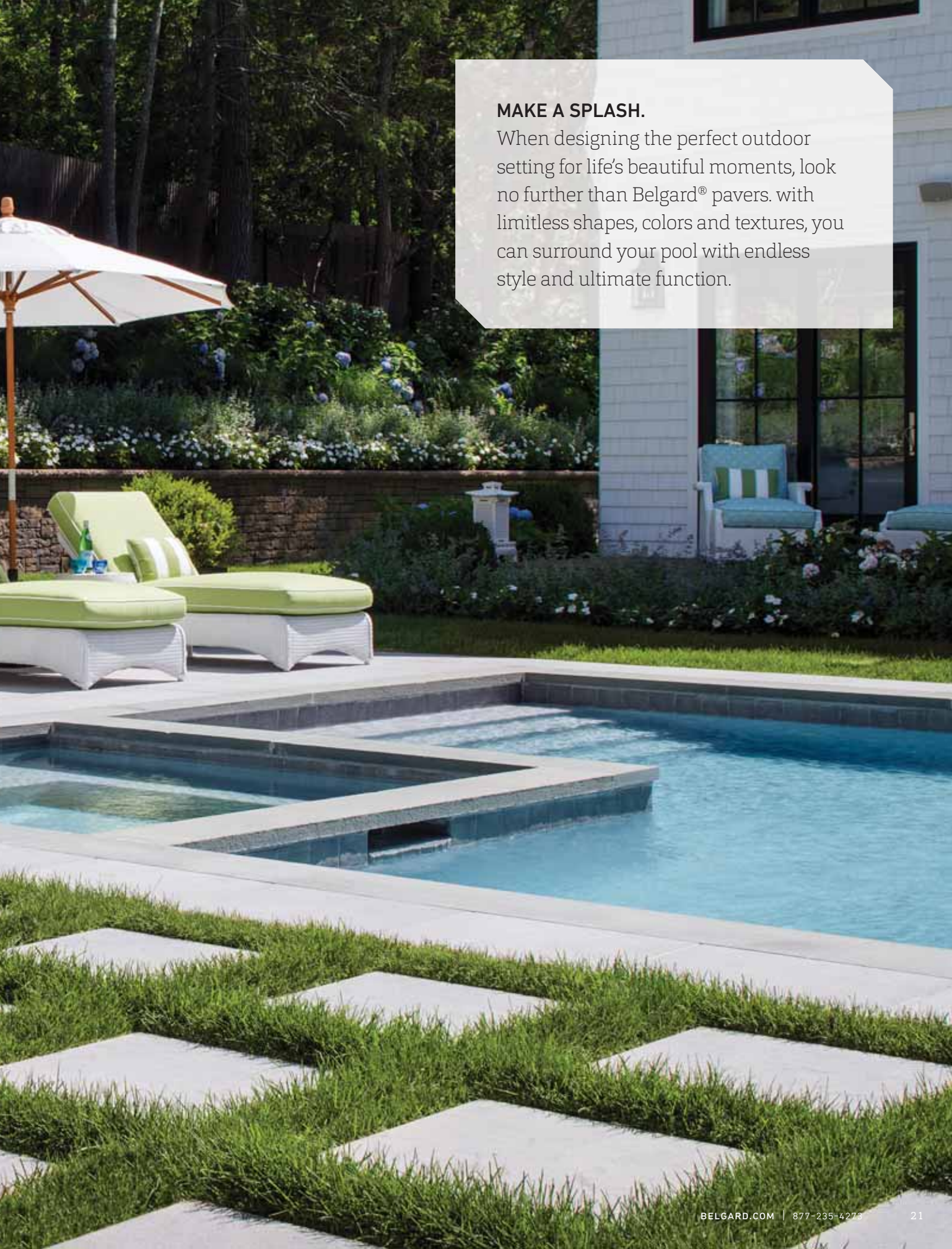


Bristol® Fireplace (page 139)  
Gascony Tan & Ashbury Haze  
Lafitt® Rustic Slab (page 56)  
Sable Blend

# POOL DECKS



Quarziti 2.0 Porcelain Paver (page 90)  
Waterfall  
Lafitt Tandem™ Wall (page 114)  
Bella



**MAKE A SPLASH.**

When designing the perfect outdoor setting for life's beautiful moments, look no further than Belgard® pavers. With limitless shapes, colors and textures, you can surround your pool with endless style and ultimate function.

# Pool Decks







Lafitt® Paver (page 52)  
Danville Blend



Mega-Lafitt™ (page 66)  
Silex Blend  
Country Manor® Wall (page 112)  
Bella



Dublin Cobble® (page 48)  
Flash Brown



Lafitt® Paver (page 52)  
Silex Blend

# WALKWAYS



Mega-Arbel® Patio Slab (page 64)  
Sable Blend  
Lafitt® Paver (page 52)  
Sable Blend



**BLAZE A PATH.**

Only Belgard® pavers can transform a walkway into a first impression that truly lasts. Creating the perfect first impression to your home is as easy as opening your door.



Esprit Porcelain Paver (page 85)  
Lagos Grey EP 03 ST  
Old World Paver™ (page 72)  
Sable Blend

# Walkways



Provence® Slab (page 80)  
Black Hills



AquaRoc® II (page 78)  
Silex Blend



Lafitt® Rustic Slab (page 56)  
Bella  
Old York™ (page 70)  
Charcoal

# DRIVEWAYS



Old World Paver™ (page 70)  
Sable Blend



A photograph of a white house with a stone driveway. The house has a white arched portico over the entrance, supported by columns. There are several windows with dark frames. A black lantern-style light fixture hangs from the portico. A small potted bush sits on the steps. The driveway is paved with dark, irregularly shaped stones. The foreground shows a close-up of the stone pavers. A white text box is overlaid on the right side of the image.

## SET THE STAGE.

Nothing makes an entrance like a driveway crafted with the distinctive elegance of Belgard® pavers. Whether through classic patterns recalling cobblestone streets, or textures with the rugged look of ancient Rome, your curb appeal will be undeniably welcoming.

# Driveways





Mega-Lafitt™ Paver (page 66)  
Bella with Silex Blend Border  
Country Manor® Wall (page 112)  
Bella

# FREESTANDING WALLS & RETAINING WALLS



Weston Stone® Fire Pit Kit (page 140)  
Weston Stone® (page 120)  
Lafitt® Rustic Slab (page 56)

A photograph of a garden scene featuring a stone fire pit with a fire, a stone bench with colorful pillows, and a dog statue. The scene is set in a lush green garden with trees in the background. The fire pit is made of stacked stone blocks and has a black metal grate on top. The bench is also made of stone blocks and has several colorful pillows (yellow, red, and patterned) and a grey patterned blanket. To the right of the bench is a bronze statue of a dog sitting on a stone base. The ground is paved with large, light-colored stone tiles. The background is filled with green foliage and trees.

## GO MULTIDIMENSIONAL.

Strong and durable, yet easy to install, Belgard® offers a versatile selection of retaining wall blocks to complement your landscaping, patio or even your mailbox. Our wall systems are suitable for both retaining walls and freestanding wall features such as outdoor kitchens.



Belair Wall® (page 106)  
Bella  
Lafitt® Rustic Slab (page 56)  
Bella

# Freestanding Walls & Retaining Walls



Lafitt Tandem™ Wall (page 114)  
Danville Blend



Celtik® Wall Double-Sided (page 110)  
Bella  
Lafitt® Rustic Slab (page 56)  
Bella



Anchor Diamond® 9D (page 98)  
Sandalwood Blend




Anchor Diamond Pro® (page 100)  
Flash Brown Blend



Mega-Tandem™ (page 118)  
Silex Blend





Country Manor® Wall (page 112)  
Bella  
Mega-Tandem™ Cap (page 118)  
Silex Blend  
Dublin Cobble® (page 48)  
Flash Brown

# SELECT

## FIND YOUR PERFECT PRODUCT.

Whether you're looking to add some old world charm to your patio or contemporary flare to your walkway, Belgard® offers a variety of pavers in endless styles, shapes colors and textures. You're sure to find something that fits your lifestyle.

- PAVERS
- WALLS
- COPING
- EDGERS
- STEPS
- OUTDOOR KITCHENS
- FIRE FEATURES
- ACCESSORIES

Belair Wall® (page 106)  
Silex Blend  
Dublin Cobble® (page 48)  
Sable Blend

## PRODUCT APPLICATIONS



Walkways



Patios



Driveways



Pools\*



Fire Pits



Steps



Walls



Columns



Mailbox

### \* Pool Deck Applications:

Lighter colors are recommended. Paver surface temperatures will increase and decrease with weather conditions.



## PAVERS & SLABS



Mega-Arbel® Patio Slab (page 64)  
Silex Blend  
Celtik® Wall Double-Sided (page 110)  
Bella



*Pave the Way to Perfection.*

Capture old-world charm or communicate contemporary flair Belgard® pavers are strong, durable and eco-friendly, helping you create a lasting outdoor personality.

Catalina™ Slate ..... 44

Country Manor® ..... 46

Dublin Cobble® ..... 48

Holland Stone ..... 50

Lafitt® Paver ..... 52

Lafitt® Paver 6 X 9 ..... 53

Lafitt® Grana Slab ..... 54

Lafitt® Rustic Slab ..... 56

“Legacy” Anchor Cobble ..... 58

“Legacy” Classico Pallet III Circle ..... 60

London Cobble™ ..... 62

Mega-Arbel® Patio Slab ..... 64

Mega-Lafitt™ ..... 66

Mega-Old World Paver™ ..... 68

Old World Paver™ ..... 70

Old York™ ..... 72

Provence® Slab ..... 74



# CATALINA™ SLATE

PAVER

## APPLICATIONS



NEW IN 2017



Catalina Slate  
Silex Blend with PRO-TEC

## AVAILABLE COLORS



Amaretto with PRO-TEC



Bella with PRO-TEC



Silex Blend with PRO-TEC



Summer Hill with PRO-TEC

## SHAPES & SIZES

### 3-PIECE STONE



6 x 12 x 2 3/8



9 x 12 x 2 3/8



12 x 12 x 2 3/8

### PRO-TEC™

PRO-TEC product enhancement technology is an exclusive and proprietary enhancer applied to Belgard® products during the manufacturing processes. The enhancer penetrates deep into the product rendering it resistant to stains and acid rain. PRO-TEC enhancer protects each unit from the wear and tear of everyday use while enriching paver colors.



Catalina Slate  
Summer Hill with PRO-TEC

# COUNTRY MANOR®

PAVER

## APPLICATIONS



Country Manor  
Flash Brown Blend

## AVAILABLE COLORS



Amaretto



Bella



Flash Brown Blend



Sable Blend

## SHAPES & SIZES

SQUARE



6 x 6 x 2 3/8

LARGE RECTANGLE



6 x 9 x 2 3/8





Country Manor  
Flash Brown Blend

# DUBLIN COBBLE® 3-PIECE PAVER

## APPLICATIONS



Dublin Cobble 3-Piece  
Flash Brown Blend

## AVAILABLE COLORS



Flash Brown Blend



Sable Blend

## SHAPES & SIZES

### 3-PIECE MODULAR



$5 \frac{15}{16} \times 2 \frac{15}{16} \times 2 \frac{3}{8}$     $5 \frac{15}{16} \times 5 \frac{15}{16} \times 2 \frac{3}{8}$     $5 \frac{15}{16} \times 8 \frac{7}{8} \times 2 \frac{3}{8}$



Dublin Cobble 3-Piece  
Sable Blend

# HOLLAND STONE

PAVER

## APPLICATIONS



Holland Stone  
Liberty Blend

## AVAILABLE COLORS

NEW IN 2017



Bella



Charcoal



Flash Brown Blend



Liberty Blend



Sable Blend



Silix Blend

## SHAPES & SIZES

60 MM HOLLAND STONE



$3 \frac{15}{16} \times 7 \frac{7}{8} \times 2 \frac{3}{8}$

SPECIAL ORDER

80 MM HOLLAND STONE



$3 \frac{15}{16} \times 7 \frac{7}{8} \times 3 \frac{1}{8}$



Holland Stone  
Silex Blend

# LAFITT® PAVER

PAVER

## APPLICATIONS



LAFITT® PAVER



Lafitt Paver  
Silex Blend

## AVAILABLE COLORS



Amaretto



Bella



Danville Blend



Sable Blend



Silex Blend

## SHAPES & SIZES

### 3-PIECE MODULAR



7 1/16 x 3 3/16 x 2 3/8



7 1/16 x 7 1/16 x 2 3/8



7 1/16 x 10 5/8 x 2 3/8

# LAFITT® PAVER 6X9

PAVER

## APPLICATIONS



NEW IN 2017



LAFITT® PAVER 6X9

## AVAILABLE COLORS



Amaretto



Bella



Charcoal



Summer Hill



Sable Blend



Silex Blend

## SHAPES & SIZES



6 x 9 x 2 3/8

# LAFITT® GRANA SLAB

SLAB

## APPLICATIONS



Lafitt Grana Slab  
Bella with PRO-TEC

## AVAILABLE COLORS



Amaretto with PRO-TEC



Bella with PRO-TEC



Danville Blend with PRO-TEC



Sable Blend with PRO-TEC



Silix Blend with PRO-TEC




Summer Hill with PRO-TEC

## SHAPES & SIZES

### 60 MM 3-PIECE MODULAR



14 <sup>7</sup>/<sub>8</sub> x 7 <sup>3</sup>/<sub>8</sub> x 2 <sup>3</sup>/<sub>8</sub>



14 <sup>7</sup>/<sub>8</sub> x 14 <sup>7</sup>/<sub>8</sub> x 2 <sup>3</sup>/<sub>8</sub>




14 <sup>7</sup>/<sub>8</sub> x 22 <sup>5</sup>/<sub>16</sub> x 2 <sup>3</sup>/<sub>8</sub>

### PRO-TEC™

PRO-TEC product enhancement technology is an exclusive and proprietary enhancer applied to Belgard® products during the manufacturing processes. The enhancer penetrates deep into the product rendering it resistant to stains and acid rain. PRO-TEC enhancer protects each unit from the wear and tear of everyday use while enriching paver colors.





Lafitt Grana Slab  
Sable Blend with PRO-TEC

# LAFITT® RUSTIC SLAB

SLAB

## APPLICATIONS



Lafitt Rustic Slab  
Bella

## AVAILABLE COLORS



Amaretto



Bella



Danville Blend



Sable Blend



Silex Blend



Summer Hill with PRO-TEC

## SHAPES & SIZES


### 60 MM 3-PIECE MODULAR



14 <sup>7</sup>/<sub>8</sub> x 7 <sup>7</sup>/<sub>16</sub> x 2 <sup>3</sup>/<sub>8</sub>




14 <sup>7</sup>/<sub>8</sub> x 14 <sup>7</sup>/<sub>8</sub> x 2 <sup>3</sup>/<sub>8</sub>



14 <sup>7</sup>/<sub>8</sub> x 22 <sup>5</sup>/<sub>16</sub> x 2 <sup>3</sup>/<sub>8</sub>

### PRO-TEC™

PRO-TEC product enhancement technology is an exclusive and proprietary enhancer applied to Belgard® products during the manufacturing processes. The enhancer penetrates deep into the product rendering it resistant to stains and acid rain. PRO-TEC enhancer protects each unit from the wear and tear of everyday use while enriching paver colors.



Lafitt Rustic Slab  
Silex Blend  
Weston Stone®  
Bella

# "LEGACY" ANCHOR COBBLE

PAVER

## APPLICATIONS



"Legacy" Anchor Cobble  
Liberty Blend

## AVAILABLE COLORS



Flash Brown Blend



Liberty Blend



Sable Blend

## SHAPES & SIZES

### ANCHOR COBBLE



8 5/8 x 6 x 2 3/8

### ANCHOR COBBLE EDGER



8 5/8 x 4 1/4 x 2 3/8



"Legacy" Anchor Cobble  
Flash Brown Blend

# "LEGACY" CLASSICO PALLET III CIRCLE

PAVER

## APPLICATIONS



"Legacy" Classico III Pallet Circle  
Liberty Blend

## AVAILABLE COLORS

NEW IN 2017



Bella



Flash Brown Blend



Liberty Blend



Sable Blend

## SHAPES & SIZES

### CLASSICO PALLET III CIRCLE



variable x variable x 2 3/8"



"Legacy" Classico III Pallet Circle  
Liberty Blend

# LONDON COBBLE™

PAVER

## APPLICATIONS



## AVAILABLE COLORS



Amaretto



Bella



Charcoal



Flash Brown Blend



Liberty Blend



Sable Blend



Silex Blend

## SHAPES & SIZES

SQUARE




6 x 6 x 2 3/8

RECTANGLE



6 x 9 x 2 3/8





London Cobble  
Bella

# MEGA-ARBEL® PATIO SLAB

SLAB

## APPLICATIONS



Mega-Arbel Patio Slab  
Silex Blend

## AVAILABLE COLORS



Amaretto



Bella



Sable Blend



Silex Blend

## SHAPES & SIZES

### MEGA-ARBEL PATIO SLAB



15 3/8 x 21 x 2 3/8

*80mm Mega-Arbel Slab can be ordered for driveway use.*



Mega-Arbel Patio Slab  
Silex Blend  
Lafitt® Paver 6x9  
Summer Hill

# MEGA-LAFITT™ 3-PIECE

PAVER

## APPLICATIONS



Mega-Lafitt 3-Piece  
Bella  
Country Manor® Wall  
Bella

## AVAILABLE COLORS



Bella



Silex Blend

## SHAPES & SIZES

### 3-PIECE MODULAR



10 ½ x 5 ¼ x 3 ⅞



10 ½ x 10 ½ x 3 ⅞



10 ½ x 15 ¾ x 3 ⅞

*Mega-Lafitt Large Square  
(15 ¾ x 15 ¾ x 3 ⅞) available  
as special order.*



Mega-Lafitt 3-Piece  
Silex Blend

# MEGA-OLD WORLD PAVER™

PAVER

## APPLICATIONS



Mega-Old World Paver  
Silex Blend

## AVAILABLE COLORS



Sable Blend



Silex Blend

## SHAPES & SIZES

### 3-PIECE MODULAR



7 1/16 x 10 1/16 x 3 1/8



10 1/16 x 10 1/16 x 3 1/8



12 13/16 x 10 1/16 x 3 1/8

*Larger joints between pavers allow Mega-Old World Paver to be installed as a permeable paver option.*



Mega-Old World Paver  
Silex Blend

# OLD WORLD PAVER™

PAVER

## APPLICATIONS



Old World Paver  
Bella

## AVAILABLE COLORS



Bella



Sable Blend



Silex Blend

## SHAPES & SIZES

### 3-PIECE MODULAR



5 1/8 x 7 3/4 x 3 1/8



5 1/8 x 10 1/4 x 3 1/8



5 1/8 x 12 13/16 x 3 1/8

*Larger joints between pavers allow Old World Paver to be installed as a permeable paver option.*





Old World Paver  
Sable Blend

# OLD YORK™

PAVER

## APPLICATIONS



Old York  
Sumer Hill with PRO-TEC

## AVAILABLE COLORS



NEW IN 2017

Bella with PRO-TEC



Charcoal with PRO-TEC



Sable Blend with PRO-TEC



NEW IN 2017

Silex Blend with PRO-TEC



Summer Hill with PRO-TEC

## SHAPES & SIZES

### OLD YORK




3 15/16 x 7 7/8 x 2 3/8

*Larger joints between pavers allow Old York to be installed as a permeable paver option.*

### PRO-TEC™

PRO-TEC product enhancement technology is an exclusive and proprietary enhancer applied to Belgard® products during the manufacturing processes. The enhancer penetrates deep into the product rendering it resistant to stains and acid rain. PRO-TEC enhancer protects each unit from the wear and tear of everyday use while enriching paver colors.



Old York  
Bella with PRO-TEC

# PROVENCE®

SLAB

## APPLICATIONS



NEW IN 2017



Provence  
Shenandoah

## AVAILABLE COLORS



Black Hills



Niagara




Shenandoah

## SHAPES & SIZES

### 3-PIECE MODULAR



7 1/2 x 15 x 2 3/8




15 x 15 x 2 3/8



15 x 22 5/8 x 2 3/8

### LARGE SQUARE



22 1/2 x 22 1/2 x 2 3/8

### LARGE RECTANGLE




15 x 30 x 2 3/8



Provence  
Black Hills

# PERMEABLE PAVERS



Turfstone (page 81)  
Grey



## *Be Water Wise & House Proud.*

Eliminate standing water, reduce erosion and lower water demand with Belgard® Permeable Pavers. Our permeable pavers filter and direct storm water, benefiting you and your community.

AquaRoc® I & II.....	78
Eco Dublin® .....	80
Turfstone™ .....	81



*Note: Mega-Old World Paver™, Old World Paver™, Old York™ and Urbana® Stone can be installed with larger joints to be a permeable paver option.*

# AQUA ROC® I & II

PERMEABLE PAVER

## APPLICATIONS



Aqua Roc  
Sable Blend

## AVAILABLE COLORS



Bella



Sable Blend



Silex Blend


## SHAPES & SIZES

### AQUA ROC



4 1/2 x 9 x 3 1/8

### AQUA ROC II



4 x 8 x 3 1/8

### AQUA ROC II HALF-SIZE UNIT



4 x 4 x 3 1/8

## PERMEABLE PAVERS

Permeable Pavers allow the movement of stormwater through the surface, reducing runoff and improving water quality by filtering pollutants.

Learn more at [Belgard.com/permeable](http://Belgard.com/permeable).





Aqua Roc  
Bella

# ECO DUBLIN®

PERMEABLE PAVER

## APPLICATIONS



ECO DUBLIN



## AVAILABLE COLORS



Bella



Sable Blend



Silex Blend

## SHAPES & SIZES

### 3-PIECE MODULAR



3 7/16 x 6 7/8 x 3 1/8



6 7/8 x 6 7/8 x 3 1/8



10 1/4 x 6 7/8 x 3 1/8

### PERMEABLE PAVERS

Permeable Pavers allow the movement of stormwater through the surface, reducing runoff and improving water quality by filtering pollutants.

Learn more at [Belgard.com/permeable](http://Belgard.com/permeable).

# TURFSTONE™

PERMEABLE PAVER

## APPLICATIONS



TURFSTONE™

## AVAILABLE COLORS



Gray

## SHAPES & SIZES

### TURFSTONE



15 3/4 x 23 5/8 x 3 1/8

### PERMEABLE PAVERS

Permeable Pavers allow the movement of stormwater through the surface, reducing runoff and improving water quality by filtering pollutants.

Learn more at [Beldgard.com/permeable](http://Belgard.com/permeable).

# PORCELAIN PAVERS



Nau (page 87)  
Fado



Belgard® is excited to announce an exclusive new offering being added to the versatile line of outdoor paving materials. Introducing, Mirage® Porcelain Pavers, imported exclusively to the United States for Belgard. Mirage delivers authentic Italian made porcelain pavers that meet the most aggressive durability standards. Porcelain pavers can be used in a variety of applications – from creative walkways, contemporary pool surrounds and gorgeous patio areas.

Ardesie ..... 84

Esprit ..... 85

Na.Me ..... 86

Nau ..... 87

Noon ..... 88

Quarziti 2.0 ..... 90

Stones 2.0 ..... 91

Sundeck ..... 92

Unico ..... 93

	<b>V1:</b> Uniform appearance		<b>V2:</b> Slight variation
	<b>V3:</b> Moderate variation		<b>V4:</b> Substantial variation

# ARDESIE

STONE FINISH

## APPLICATIONS



Spacers are recommended for all porcelain paver installations.

ARDESIE




African Stone

## AVAILABLE COLORS



African Stone AD 03 NAT



Island AD 02 NAT



Shore AD 01 NAT



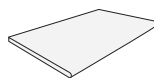
Vulcan AD 05 NAT

## SHAPES & SIZES



23.54 x 23.54 x 3/4

### UNICO



12.99 x 23.54" x 3/4

# ESPRIT

## STONE FINISH

### APPLICATIONS




Spacers are recommended for all porcelain paver installations.




ESPRIT

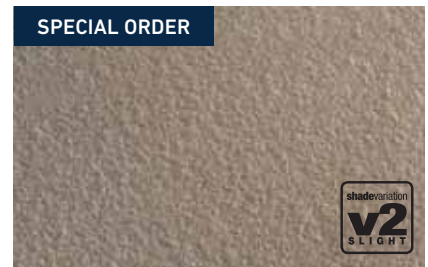
### AVAILABLE COLORS




Crema Delicato EP01 ST



Crema Luna EP 04 ST



Pietra Piasentina EP02 ST



Lagos Grey EP 03 ST

### SHAPES & SIZES



23.54 x 23.54 x 3/4

# NA.ME

## STONE FINISH

### APPLICATIONS



Spacers are recommended for all porcelain paver installations.



Na.Me  
Lumnezia


### AVAILABLE COLORS



Jura Beige NE 10ST



Bourgogne NE 12 ST



Swiss Gray NE 20 ST



Lumnezia NE 21 ST

### SHAPES & SIZES



*Other colors available*

23.54 x 23.54 x 3/4



# NAU

## WOOD FINISH



Spacers are recommended for all porcelain paver installations.



Nau  
Fado

NAU

### AVAILABLE COLORS




Fado NA 01 RD



Indie NA 02 RD

### SHAPES & SIZES



7.80 x 47.17 x 3/4

# NOON

## WOOD FINISH

### APPLICATIONS



Spacers are recommended for all porcelain paver installations.

**NEW IN 2017**



### AVAILABLE COLORS



Charcoal NN05 NAT



Daylight NN01 NAT



Ember NN02 NAT



Honey NN03 NAT

### SHAPES & SIZES



7.80 x 47.17 x 3/4



11.73 x 47.17 x 3/4



Noon  
Ember

# QUARZITI 2.0

STONE FINISH

## APPLICATIONS



Spacers are recommended for all porcelain paver installations.

QUARZITI 2.0




Quartziti 2.0  
Glacier

## AVAILABLE COLORS




Glacier QR 01 NAT




\*Mantle QR 02 NAT



Mountains QR 02 NAT



River QR 04 NAT



Waterfall QR 03 NAT

\*Only available in 24x24

## SHAPES & SIZES

### MODULAR



11.73 x 23.54" x ¾"



23.54 x 35.35 x ¾"



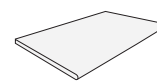
23.54 x 23.54 x ¾"

### SPECIAL ORDER



17.64 x 35.35 x ¾"

### UNICO



12.99 x 23.54 x ¾"

# STONES 2.0

## STONE FINISH



Spacers are recommended for all porcelain paver installations.



STONES 2.0

## AVAILABLE COLORS



Chambrod SO 05 ST



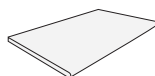
Pierre Bleue Sablée SO 11 ST

## SHAPES & SIZES



23.54 x 23.54 x 3/4

### UNICO



12.99 x 23.54 x 3/4

# SUNDECK

WOOD FINISH

## APPLICATIONS



Spacers are recommended for all porcelain paver installations.

SUNDECK



## AVAILABLE COLORS



Origin SD 01 RD



Spirit SD 03 RD

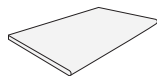
## SHAPES & SIZES

NEW IN 2017

UNICO



11.73 x 47.17 x 3/4



12.99 x 23.54 x 3/4

# UNICO

## STEP AND COPING

UNICO



### AVAILABLE COLORS



Quartziti 2.0 Glacier QR 01



Quartziti 2.0 Waterfall QR 03



Stones 2.0 Cambrod SO 05



Quartziti 2.0 Mountains QR 02



Quartziti 2.0 River QR 04



Stones 2.0 P.B. Sablée SO 11

### SIZE

12.99 x 23.54 x 3/4

*Double sided special trim*

Two installation needs, a single solution. UNICO, size 13"x 24"x 3/4", is processed on both sides, on one side it has a rounded edge and on the other a square edge.

An extremely versatile special piece, which can be used both as a step and as a special piece for swimming pools, with bullnose edge or straight edge, both colored along the side.




STRAIGHT EDGE



ROUNDED EDGE



# WALLS



Weston Stone® (page 122)  
Bella  
Anchor Diamond 9D® (page 98)  
Bella





## *The Building Blocks of Greatness.*

Give your garden structure and style. Create a custom fireplace, build more privacy or make additional seating with versatile freestanding and retaining wall blocks.

Anchor Aspen® Stone .....	96
Anchor Diamond® 9D.....	98
Anchor Diamond Pro® .....	100
Anchor Diamond Pro® Pin System .....	102
Anchor Vertica® Victorian.....	104
Belair Wall® .....	106
Celtik® Wall .....	108
Celtik® Wall Double-Sided & Celtik® Wall Pier Kit .....	110
Country Manor® Wall .....	112
Lafitt Tandem™ Wall.....	114
Tandem® Column Kit.....	116
Mega-Tandem™ .....	118
U Start Base Block® .....	120
Weston Stone® .....	122

# ANCHOR ASPEN<sup>®</sup> STONE

RETAINING WALL

APPLICATIONS



Anchor Aspen Stone  
Flash Brown Blend

## AVAILABLE COLORS



Bella



Flash Brown Blend



Sable Blend

## SHAPES & SIZES

### ASPEN STONE



7 1/16 x 3 9/16 x 2 3/8

Wall Innovations By





Anchor Aspen Stone  
Sable Blend

# ANCHOR DIAMOND® 9D

FREESTANDING & RETAINING WALL

## APPLICATIONS



Anchor Diamond 9D  
Bella

## AVAILABLE COLORS



NEW IN 2017

Bella



Flash Brown Blend



Sable Blend



Sandalwood Blend

## SHAPES & SIZES

DIAMOND 9D



6 x 17 3/4 x 9

6" STONE CUT CORNER



6 x 16 x 8

3" UNIVERSAL CAP



3 x 17 1/4 / 12 x 10 3/8

Wall Innovations By





Anchor Diamond 9D  
Sandalwood Blend

# ANCHOR DIAMOND PRO<sup>®</sup>

RETAINING WALL

## APPLICATIONS



Anchor Diamond Pro  
Sable Blend

## AVAILABLE COLORS



Flash Brown Blend



Sable Blend



Sandalwood Blend

## SHAPES & SIZES

### DIAMOND 9D



8 x 18 x 12

### CORNER



8 x 18 x 9

### 3" UNIVERSAL CAP



4 x 17 1/4 / 12 x 10 3/8

Wall Innovations By





Anchor Diamond Pro  
Sable Blend

# ANCHOR DIAMOND PRO<sup>®</sup> PIN SYSTEM

RETAINING WALL

APPLICATIONS



NEW IN 2017



Anchor Diamond Pro Pin System  
Bella

## AVAILABLE COLORS



Bella (Available in Victorian Only)



Brown (Available in Straight-Face Only)



Flash Brown (Available in Victorian Only)



Sable Blend



Sandalwood Blend



Tan (Available in Straight-Face Only)

## SHAPES & SIZES

BLOCK



8 x 18 x 12

FIBERGLASS PINS



5 L x 0.5 dia.

4" UNIVERSAL CAP



4 x 18/12 x 10 3/8

CORNER




8 x 18 x 9

Available in Straight Face  
or Victorian Face

Wall Innovations By

**ANCHOR**<sup>™</sup>  
WALL SYSTEMS






Anchor Diamond Pro Pin System  
Bella

# ANCHOR VERTICA® VICTORIAN

RETAINING WALL

## APPLICATIONS



Anchor Vertica Victorian  
Flash Brown Blend

## AVAILABLE COLORS



Flash Brown



Sable Blend



Sandalwood Blend

## SHAPES & SIZES

### VICTORIAN FACE II



8 x 18 x 11

### CORNER



8 x 18 x 9

### SPECIAL ORDER


### RAIL CAP



4 x 17 1/4 / 12 x 10 3/8

Wall Innovations By





Anchor Vertica Victorian  
Sandalwood Blend

# BELAIR WALL®

FREESTANDING WALL

## APPLICATIONS




## AVAILABLE COLORS



Amaretto



Bella



Danville Blend



Sable Blend



Silex Blend

## SHAPES & SIZES

### 6" FREESTANDING WALL



6 x 8  
6 x 11



6 x 16  
14 x 11

### CAP END



3 x 8 x 13 ½

### WALL END



6 x 8 x 11

### CORNER/COLUMN



6 x 16 x 8

### CAP



3 x 7  
8 x 13 ½

*3" wall option available upon request, please contact your local Belgard representative for lead time.*



Belair Wall  
Amaretto

# CELTIK® WALL

RETAINING WALL

## APPLICATIONS



Celtik Wall  
Amaretto

## AVAILABLE COLORS



Amaretto



Bella



Sable Blend



Silex Blend

## SHAPES & SIZES

### 3" CELTIK WALL



3 x 8 <sup>7</sup>/<sub>8</sub> x 6 <sup>7</sup>/<sub>8</sub>



3 x 8 <sup>7</sup>/<sub>8</sub> x 10 <sup>7</sup>/<sub>8</sub>



3 x 8 <sup>7</sup>/<sub>8</sub> x 13 <sup>1</sup>/<sub>8</sub>



3 x 8 <sup>7</sup>/<sub>8</sub> x 17 <sup>1</sup>/<sub>8</sub>

### 6" CELTIK WALL



6 x 8 <sup>7</sup>/<sub>8</sub> x 6 <sup>7</sup>/<sub>8</sub>



6 x 8 <sup>7</sup>/<sub>8</sub> x 10 <sup>7</sup>/<sub>8</sub>



6 x 8 <sup>7</sup>/<sub>8</sub> x 13 <sup>1</sup>/<sub>8</sub>




6 x 8 <sup>7</sup>/<sub>8</sub> x 17 <sup>1</sup>/<sub>8</sub>

### CAP



3 x 12 x 15 <sup>3</sup>/<sub>4</sub>

*Clips are included*



Celtik Wall  
Silex Blend

# CELTIK® WALL DOUBLE-SIDED & CELTIK® WALL PIER KIT

FREESTANDING WALL

## APPLICATIONS



Celtik Wall Double-Sided  
Bella

## AVAILABLE COLORS



Amaretto



Bella



Sable Blend



Silex Blend

## SHAPES & SIZES

### 3" DOUBLE-SIDED



3 x 11 1/16 Front x 9 3/16  
Back x 9



3 x 9 3/16 Front x 7 5/16  
Back x 9



3 x 7 5/16 Front x 5 7/16  
Back x 9



3 x 5 7/16 Front x 3 9/16  
Back x 9

### 6" DOUBLE-SIDED



6 x 11 1/16 Front x 9 3/16  
Back x 9



6 x 9 3/16 Front x 7 5/16  
Back x 9



6 x 7 5/16 Front x 5 7/16  
Back x 9



6 x 5 7/16 Front x 3 11/16  
Back x 9

### 3" PIER KIT 2' x 2' x 3'

*Celtik Pier  
Kit does not  
include cap. Cap  
sold separately.*



### DOUBLE-SIDED CAPPING UNIT



3 x 16 Front x 3 11/16  
Back x 11





Celtik Wall Double-Sided  
Silex Blend

# COUNTRY MANOR® WALL

FREESTANDING & RETAINING WALL

## APPLICATIONS



Country Manor Wall  
Bella

## AVAILABLE COLORS



Bella



Flash Brown Blend



Sable Blend



Sandalwood Blend

## SHAPES & SIZES

### 3" WALL STONE



3 x 6 1/4 x 10



3 x 6 6/8 x 10



3 x 10 8/8 x 10



3 x 12 10/10 x 10



3 x 16 14/14 x 10

### COUNTRY MANOR CAP



3 x 14 Front/  
8 Back x 13

### 6" WALL STONE



6 x 6 1/4 x 10



6 x 10 8/8 x 10



6 x 12 10/10 x 10



6 x 12 12/12 x 10



6 x 16 14/14 x 10




CM Shoulder Pin

### CAP



3 x 10 1/2 Front/  
12 Back x 17 1/4



Country Manor Wall  
Sandalwood Blend

# LAFITT TANDEM™ WALL

FREESTANDING & RETAINING WALL

## APPLICATIONS



Lafitt Tandem Wall  
Danville Blend

## AVAILABLE COLORS




Amaretto



Bella



Danville Blend



Sable Blend



Sillex Blend



Summer Hill with PRO-TEC

Available with and without false joints  
More Color options available upon request.

## SHAPES & SIZES

LAFITT TANDEM  
ASHLAR UNIT 1



7 x 13 2/3 x 3

LAFITT TANDEM  
ASHLAR UNIT 2



7 x 15 2/3 x 3

LAFITT TANDEM  
ASHLAR UNIT 3



7 x 18 x 3

LAFITT TANDEM  
TEXTURED UNIT



Textured Unit  
available in  
all three sizes

LAFITT TANDEM  
CAP UNIT



3 1/4 x 24 x 15

8" CONNECTING  
MEMBER





Lafitt Tandem Wall  
Amaretto

# TANDEM<sup>®</sup> COLUMN KIT

## APPLICATIONS



Tandem Column Kit designed by Belgard<sup>®</sup> provides the natural appearance of chiseled stone that will enhance any hardscape. The innovative, versatile system can be used to create attractive, easy to install and durable columns. Great for use in residential and light commercial hardscape projects.

## AVAILABLE COLORS




Amaretto



Bella



Danville Blend



Sable Blend



Silix Blend



Summer Hill with Pro-Tec<sup>™</sup>

## SHAPES & SIZES

*\*Tandem Column Kit includes 1 COLUMN GRID & 1 BAG OF TANDEM CONNECTORS.*



Column Grid  
Height: 42"



Connector



Lafitt Tandem<sup>™</sup>  
Column Ashlar Unit  
7" x 18" x 3"



Lafitt<sup>®</sup> Column Cap  
24" x 24"  
(Sold Separately)



U Start Base Block<sup>®</sup>  
18 <sup>7</sup>/<sub>16</sub> x 12 x 3 <sup>1</sup>/<sub>2</sub>  
(Sold Separately)



1

Start with Column Grid



2

Use connector to attach Lafitt Tandem™ Ashlar Units to grid



3

Repeat step 2 and fill with 3/4" crushed rock until column is complete

TANDEM® COLUMN KIT



Tandem Column Kit  
Danville Blend

# MEGA-TANDEM™ WALL

MASS SEGMENTAL RETAINING WALL (MSRW)®



Mega-Tandem Wall  
Silex Blend

## AVAILABLE COLORS



Sable Blend



Silex Blend

## SHAPES & SIZES

*More color options available upon request*

### FRONT UNIT



12 x 24 x 3

### BACK UNIT



12 x 24 x 3

### CONNECTORS



22 5/16 Connector  
Supports gravity walls up to 6'



41 5/16 Connector  
Supports gravity walls up to 10'

### COPING CAP



3 x 18 x 6 3/4





Mega-Tandem Wall  
Silex Blend

# U START BASE BLOCK®

WALL ACCESSORY


APPLICATIONS



Lafitt Tandem™ Wall with U Start Base Block  
Danville Blend

## SHAPES & SIZES

BASE BLOCK-18 7/16 x 12 x 3 1/2




BASE BLOCK-WITH LAFITT TANDEM™ WALL

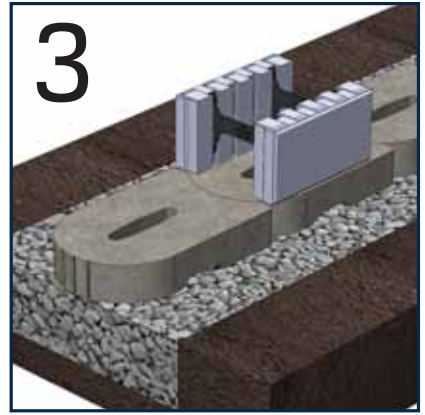




Prep Site




Install Base Course



Install the Wall

U START BASE BLOCK®



Lafitt Tandem Wall with U Start Base Block  
Danville Blend

# WESTON STONE® UNIVERSAL WALL

FREESTANDING & RETAINING WALL

## APPLICATIONS



Weston Stone Universal Wall with Marina Coping  
Sable Blend

## AVAILABLE COLORS



Amaretto



Bella




Sable Blend

## SHAPES & SIZES

### UNIVERSAL



4 x 12 x 8



Weston Stone Universal Wall  
Sable Blend

## COPING, EDGERS & STEPS



Anglia Edger (page 128)  
Cotswold Mist



## *Dive into the Details.*

Whether chiseled and brawny or smooth and precise, it's the finishing touches—like driveway curbs, patio steps and pool coping—that make the final statement.

Anchor Landings™ Step Unit .....	126
Anglia Edger® .....	128
Country Manor® Curb Stone .....	130
Hemmingford™ Step .....	131
Lafitt® Column Cap .....	132
Marina™ Coping .....	133
Borders & Banding .....	134



# ANCHOR LANDINGS™ STEP UNIT

STEP

APPLICATIONS



NEW IN 2017



Anchor Landings Step  
Natural

## AVAILABLE COLORS\*



Bella



Natural



Sable Blend



Silex Blend



Summerhill

## SHAPES & SIZES


### LANDINGS STEP



6 x 18 x 48

*\*Also available in Charcoal*





Anchor Landings Step  
Natural

# ANGLIA EDGER®

EDGER

## APPLICATIONS



Anglia Edger  
Silex Blend

## AVAILABLE COLORS



Bella



Silex Blend



Bella Antiqued



Silex Blend Antiqued

## SHAPES & SIZES

UNIT 1



8 x 18 x 5 1/4

UNIT 2



8 x 15 5/8 x 5 1/4

UNIT 3




8 x 10 1/2 x 5 1/4

UNIT 4



8 x 8 1/8 x 5 1/4



Anglia Edger  
Bella

# COUNTRY MANOR® CURB STONE

APPLICATIONS



EDGER

COUNTRY MANOR® CURB STONE



Country Manor Curb Stone  
Flash Brown Blend

## AVAILABLE COLORS



Flash Brown Blend



Sable Blend

## SHAPES & SIZES

### COUNTRY MANOR CURB STONE



8 x 12 x 4



# HEMMINGFORD™ STEP

STEP

HEMMINGFORD™ STEP



Hemmingford Step  
Beige

## AVAILABLE COLORS



Beige



Gray

## SHAPES & SIZES

### HEMMINGFORD STEP



6 x 16 x 48

# LAFITT® COLUMN CAP CAP

APPLICATIONS



LAFITT® COLUMN CAP



Lafitt Column Cap  
Danville Blend

## AVAILABLE COLORS




Amaretto



Bella



Danville Blend



Sable Blend



Silex Blend



Summer Hill with PRO-TEC

## SHAPES & SIZES

LAFITT TANDEM  
COLUMN CAP



24 x 24 x 3 ¼

# MARINA™ COPING

COPING

## APPLICATIONS



Marina Coping  
Sable Blend

MARINA™ COPING

## AVAILABLE COLORS



Amaretto



Bella



Charcoal



Flash Brown Blend




Sable Blend



Silex Blend

## SHAPES & SIZES

### MARINA COPING




5 15/16 x 11 13/16 x 2 3/8

# BORDERS & BANDING

## DESIGN IDEAS FOR A ONE-OF-A-KIND SPACE

Visually appealing designs and accents can add interest and depth to your outdoor living area—delineating and defining your space or sections within it. Depending on your personal desires, you may use complementary or contrasting elements to make your space distinctively yours.





## Complementary COLORS & TEXTURES

Use pavers of complementary colors and textures to create a coordinated, harmonious outdoor space. Lighter tones open up an area, while darker ones make a space feel smaller and more intimate. Add depth to your space by blending pavers of similar tones. Pair pavers in the same style for complementary textures that define outdoor sections yet offer a smooth transition from one area to another.



## Contrasting COLORS & TEXTURES

Combine pavers of contrasting colors and textures to create an intricate and aesthetically appealing design. Define your space by using dark paver colors to line an area of light color, or vice versa. Add depth with contrasting textures. Use pavers of different styles to pair contrasting textures to accent your outdoor area and add visual appeal.



For more design and accent ideas visit: [Belgard.com/accents](https://www.belgard.com/accents)

# OUTDOOR KITCHENS & FIRE FEATURES



Bordeaux Fireplace (page 138)



## *Relaxation Made Simple.*

Make the outdoors a little cozier with Belgard's collection of modular pre-built outdoor kitchens and fire features. With our pre-assembled tailored designs what you see is what you get, nothing is left to chance. The modularity of the system also allows for a quicker and cleaner installation process, which means you'll be cozied up by the fire by nightfall.

Bordeaux™ Series .....	138
Bristol™ Series .....	139
Brighton™ Series .....	140
Brick Ovens .....	141
Fire Pits .....	142
Tandem® Modular Grid.....	145



# BORDEAUX™ SERIES

## SHAPES & SIZES

### FIREPLACE

2'7"Dx4'3"Wx7'8"H



Bordeaux Fireplace  
Sienna & Midnight

### COLOR OPTIONS:



Sienna  
Body

Buff      Midnight  
Accent    Accent Options

### WOOD BOXES

2'1¼"Dx3'3"Wx3'1"H  
per box



### GRILL ISLAND

2'6"Dx5'11"Wx3'5"H



### BRICK OVEN

42½"Dx53¼"Wx92"H



# BRISTOL™ SERIES

## SHAPES & SIZES

### FIREPLACE & HEARTH

Fireplace: 3'D x 5'W x 9'3"H

Hearth: 2'D x 5'W x 11"H



Bristol Fireplace  
Gascony Tan & Ashbury Haze

### COLOR OPTIONS:



Gascony Tan  
Body



Ashbury Haze  
Accent



Cotswold Mist  
Body



Brookstone Slate  
Accent

### WOOD BOXES

2'4"D x 3'W x 3'3"H  
per box



### GRILL ISLAND

3'D x 6'4"W x 4'4"H



### BRICK OVEN

4'D x 4'W x 8'5"H



# BRIGHTON™ SERIES

## SHAPES & SIZES

### FIREPLACE

3'4"Dx4'4"Wx8'4"H



Brighton Fireplace  
Cotswold Mist & Brookstone Slate

### COLOR OPTIONS:



Gascony Tan  
*Body*



Ashbury Haze  
*Accent*



Cotswold Mist  
*Body*



Brookstone Slate  
*Accent*

### WOOD BOXES

2'4"Dx2'8"Wx2'11"H

*per box*



# BRICK OVENS

## SHAPES & SIZES

### ELEMENTS

### CART

### TABLE TOP


#### BORDEAUX™

see page 138 for product dimensions



#### CBO AMERICANO CART

34D x 34W x 81½H



TerraCotta Stainless Dark Roast

#### CBO AMERICANO COUNTERTOP

34D x 34W x 38½H




#### BRISTOL™

see page 139 for product dimensions



#### CBO CART MODEL-750

40D x 35½W x 8½H



Silver Vein Copper Vein

#### CBO COUNTERTOP MODEL-750

40D x 35½W x 44½H



# COUNTRY MANOR®

## FIRE PIT KIT

### APPLICATIONS



### AVAILABLE COLORS



Bella



Flash Brown Blend



Sable Blend



Sandalwood Blend


### SHAPES & SIZES

#### WALL STONE CAP



3 x 14/8 x 12

#### FIRE PIT INSERT\*



**ROUND FIRE PIT:  
OUTSIDE IS 4' 10" IN DIAMETER  
STACKS UP TO 4 ROWS HIGH**

*\*Insert and block sold separately.*

*Round Fire Pit also available in Celtik Style Finish please speak to your sales representative for further details and availability*





Country Manor Fire Pit Kit  
Bella

# WESTON STONE®

## FIRE PIT KIT

### APPLICATIONS



WESTON STONE® FIRE PIT KIT



Weston Stone Fire Pit Kit  
Amaretto

### AVAILABLE COLORS



Amaretto



Bella



Sable Blend


### SHAPES & SIZES

#### UNIVERSAL



4 x 12 x 8

#### FIRE PIT INSERT\*





**SQUARE FIRE PIT:**  
**OUTSIDE IS 4' 10"**  
**STACKS UP TO 4 ROWS HIGH**

*\*Insert and block sold separately.*

# TANDEM® MODULAR GRID

TANDEM® MODULAR GRID



## AVAILABLE COLORS



Amaretto



Bella



Danville Blend



Sable Blend



Silex Blend



Summer Hill with Pro-Tec™

## SHAPES & SIZES

### LAFITT TANDEM ASHLAR UNITS\*



### CONNECTOR



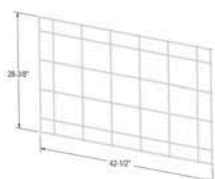
### U START BASE BLOCK®



### MODULAR GRID

Vertical

Horizontal



\*Lafitt Tandem Veneer available in three sizes. See page 114 for reference. Units only available in 7" Height.

# ACCESSORIES



Lafitt® Rustic Slab (page 56)  
Sable Blend



## *Sealers, Adhesives & Cleaners*

Belgard® and Belgard Dealers carry a complete line of quality masonry tools and supplies, along with all the base materials needed to properly install Belgard Paving Stones and Retaining Wall Systems.

Ask your Belgard Sales Representative for a complete list of Belgard Accessories. Below is an overview of accessory options available.

- Veneers
- Edge Restraints
- Geogrid
- Polymeric Sand
- Retaining Wall Pins
- Cleaners
- Sealers
- Adhesives



# HILLCREST™ STONE

ARTISAN MASONRY STONE VENEERS



## AVAILABLE COLORS



Alpine



Sable



Timber




Alpine-Sable Field Blend



Alpine-Timber Field Blend



Sable-Timber Field Blend



Hillcrest Stone  
Sable



# JOINT SAND BY TECHNISEAL®

**NO DUST.† NO HAZE. NO WASTE.**

NextGel™ is a revolutionary technology that radically transforms the properties and behavior of jointing sand, resulting in the first ever true “no dust”, “no haze” and “no waste” sand for a fast and clean installation.

NextGel’s optimal strength makes it also ideal for natural stones, textured or clay pavers and porcelain tiles.

- Heavy-sloped and high-traffic areas
- High-humidity areas and pool decks
- Commercial, residential and public projects
- False or wide joints from 1/16” to 4”



 **Techniseal**®  
Protect and Beautify

**JOINTING MATERIAL • PAVER TREATMENT PRODUCTS**

†This product contains no dust from additives.



# TECHNICAL SPECIFICATIONS

## EASY REFERENCE

Belgard® provides product specifications, square footage and pallet information to make planning for your project easier.

For a complete technical guide of Belgard pavers, walls and curbs visit **Belgard.com** to download a comprehensive Resource Guide.



# PAVER SPECIFICATIONS

PRODUCT NAME / DIMENSIONS	PAGE #	LAYERS PER PALLET/ BAND
<b>CATALINA SLATE 3-PIECE STONE</b>		
6 X 12 X 2 3/8	44	
9 X 12 X 2 3/8	44	
12 X 12 X 2 3/8	44	
Total		10
<b>COUNTRY MANOR PAVER LARGE RECTANGLE</b>		
6 x 9 x 2 3/8	46	10
<b>COUNTRY MANOR PAVER SQUARE</b>		
6 x 6 x 2 3/8	46	10
<b>DUBLIN COBBLE 3 PIECE MODULAR *SOLD AS FULL PALLET ONLY</b>		
5 15/16 x 2 15/16 x 2 3/8	48	
5 15/16 x 5 15/16 x 2 3/8	48	
5 15/16 x 8 7/8 x 2 3/8	48	
Total		11
<b>HOLLAND STONE 60MM</b>		
7 7/8 x 3 15/16 x 2 3/8	50	10
<b>HOLLAND STONE 60MM (FARMINGDALE)</b>		
7 7/8 x 3 15/16 x 2 3/8	50	6 bands
<b>HOLLAND STONE 80MM</b>		
7 7/8 x 3 15/16 x 3 1/8	50	
<b>LAFITT PAVER 3 PIECE MODULAR *SOLD AS FULL PALLET ONLY</b>		
7 1/16 x 3 3/16 x 2 3/8	52	
7 1/16 x 7 1/16 x 2 3/8	52	
7 1/16 x 10 5/8 x 2 3/8	52	
Total		11
<b>LAFITT PAVER 6X9</b>		
6 x 9 x 2 3/8	53	10
<b>LAFITT GRANA SLAB 3 PIECE MODULAR 60MM *SOLD AS FULL PALLET ONLY</b>		
14 7/8 x 7 3/8 x 2 3/8	54	
14 7/8 x 14 7/8 x 2 3/8	54	
14 7/8 x 22 5/16 x 2 3/8	54	
Total		10
<b>LAFITT RUSTIC SLAB 3 PIECE MODULAR 60MM *SOLD AS FULL PALLET ONLY</b>		
14 7/8 x 7 3/8 x 2 3/8	56	
14 7/8 x 14 7/8 x 2 3/8	56	
14 7/8 x 22 5/16 x 2 3/8	56	
Total		10

PIECES PER PALLET	SQFT PER LAYER/BAND	SQFT PER PALLET	WEIGHT / PALLET(LBS)
16	12	120	3388
300	12.4	124	3460
420	11.6	116	3340
	11.63	127.79	3466
540	12	120	2940
540	20	121	3340
	12	97	3188
110			
121			
121			
352	11.33	124.68	3320
300	11.2	112	3080
30			
30			
20			
80	11.66	116.57	2739
30			
30			
20			
80	11.66	116.57	2739

# PAVER SPECIFICATIONS

PRODUCT NAME / DIMENSIONS	PAGE #	LAYERS PER PALLET/BAND
<b>"LEGACY" ANCHOR COBBLE</b>		
8 5/8 x 6 x 2 3/8	58	5 bands
8 5/8 x 4 1/4 x 2 3/8	58	5 bands
<b>"LEGACY" CLASSICO PALLET III CIRCLE</b>		
variable x variable x 2 3/8	60	-
<b>LONDON COBBLE SQUARE</b>		
6 x 6 x 2 3/8	62	8
<b>LONDON COBBLE RECTANGLE</b>		
6 x 9 x 2 3/8	62	5
<b>MEGA-ARBEL PATIO SLAB *SOLD AS FULL PALLET ONLY</b>		
15 3/8 x 21 x 2 3/8	64	12
<b>MEGA-ARBEL 80MM *SOLD AS FULL PALLET ONLY</b>		
15 3/8 x 21 x 3 1/8	64	
<b>MEGA-LAFITT 3 PIECE MODULAR *SOLD AS FULL PALLET ONLY</b>		
10 1/2 x 5 1/4 x 3 1/8	66	
10 1/2 x 10 1/2 x 3 1/8	66	
10 1/2 x 15 3/4 x 3 1/8	66	
Total		9
<b>MEGA-OLD WORLD PAVER 3 PIECE MODULAR *SOLD AS FULL PALLET ONLY</b>		
7 11/16 x 10 1/16 x 3 1/8	68	
10 1/16 x 10 1/16 x 3 1/8	68	
12 13/16 x 10 1/16 x 3 1/8	68	
Total		8
<b>OLD WORLD PAVER 3 PIECE MODULAR *SOLD AS FULL PALLET ONLY</b>		
5 1/8 x 7 3/4 x 3 1/8	70	
5 1/8 x 10 1/4 x 3 1/8	70	
5 1/8 x 12 13/16 x 3 1/8	70	
Total		8
<b>OLD YORK</b>		
3 15/16 x 7 7/8 x 2 3/8	72	10
<b>PROVENCE SLAB 3 PIECE MODULAR *SOLD AS FULL PALLET ONLY</b>		
7 1/2 x 15 x 2 3/8	74	
15 x 15 x 2 3/8	74	
15 x 22 5/8 x 2 3/8	74	
Total		10
<b>PROVENCE SLAB LARGE RECTANGLE</b>		
15 x 30 x 2 3/8	74	10
<b>PROVENCE SLAB LARGE SQUARE</b>		
24 x 24 x 2 3/8	74	10

PIECES PER PALLET	SQFT PER LAYER/BAND	SQFT PER PALLET	WEIGHT PER PALLET (LBS)
400	21.6	108	2950
450	22.8	114	3078
		89	2360
480	15	120	2968
300	22.4	112	3120
72	8.7	104.4	2788
	8.6	77.4	2930
117	10.3	92.66	3340
24			
40			
40			
104	9.63	77.07	2700
88			
96			
72			
256	11.28	90.27	3250
540	12	120	3240
80	12.71	127.16	3690
20	7.69	76.89	2231
20	6.84	68.42	1985

# PAVER SPECIFICATIONS

PRODUCT NAME / DIMENSIONS	PAGE #	LAYERS PER PALLET/BAND
<b>AQUA-ROC</b>		
4 1/2 x 9 x 3 1/8	78	
<b>AQUA-ROC II HALF-SIZE &amp; LARGE UNIT *SOLD AS FULL PALLET ONLY</b>		
7 7/8 x 3 15/16 x 3 1/8	78	8
3 15/16 x 3 15/16 x 3 1/8	78	
Total		10
<b>ECO DUBLIN 3 PIECE MODULAR *SOLD AS FULL PALLET ONLY</b>		
6 7/8 x 3 7/16 x 3 1/8	80	
6 7/8 x 6 7/8 x 3 1/8	80	
6 7/8 x 10 1/4 x 3 1/8	80	
Total		8
<b>TURFSTONE *SOLD AS FULL PALLET ONLY</b>		
23 5/8 x 15 3/4 x 3 1/8	81	2

# COPING EDGERS & STEPS

PRODUCT NAME / DIMENSIONS	PAGE #	LAYERS PER PALLET/BAND
<b>ANCHOR LANDINGS STEP</b>		
6 x 18 x 48	126	2
<b>ANGLIA EDGER</b>		
5 1/4 x 7 5/8 x 8	128	
5 1/4 x 10 1/2 x 8	128	
5 1/4 x 15 5/8 x 8	128	
5 1/4 x 18 x 8	128	3
<b>COUNTRY MANOR CURB STONE *SOLD AS FULL PALLET ONLY</b>		
4 x 8 x 12	130	
<b>HEMINGFORD STEP</b>		
6 x 16 x 48	131	
<b>MARINA COPING *SOLD BY THE PIECE *TUMBLED ALSO AVAILABLE</b>		
5 15/16 x 11 13/16 x 2 3/8	133	4

PIECES PER PALLET	SQFT PER LAYER/BAND	SQFT PER PALLET	WEIGHT PER PALLET (LBS)
320	90	90	3213
80	11.66	116.57	2739
	11.45	91.6	3156
32	42	84	1915

PIECES PER PALLET	SQFT PER LAYER/BAND	SQFT PER PALLET	WEIGHT PER PALLET (LBS)
2			860
	23.25 Linear Feet per Layer	69.75 Linear Feet per Cube	2678
120	20 pieces per layer		3540
168			2184

# WALL SPECIFICATIONS

PRODUCT NAME	PAGE #	UNIT HEIGHT	UNIT WIDTH
ANCHOR ASPEN STONE			
	96	4	11 5/8
ANCHOR DIAMOND 9D			
	98	6	17 3/4 / 10 3/8
ANCHOR DIAMOND 9D 3" UNIVERSAL CAP			
	98	3	12 1/4 x 17 1/4
ANCHOR DIAMOND 9D 6" STONE CUT CORNER			
	98	6	16
ANCHOR DIAMOND PRO			
	100	8	18
ANCHOR DIAMOND PRO CORNER			
	100	8	18
ANCHOR DIAMOND PRO 4" UNIVERSAL CAP			
	100	4	12 1/4 x 17 1/4
ANCHOR DIAMOND PRO PIN SYSTEM BLOCK			
	102	8	18
ANCHOR DIAMOND PRO PIN SYSTEM FIBERGLASS PINS			
5 L x 0.5 dia.	102		
ANCHOR DIAMOND PRO PIN SYSTEM CAP			
	102	4	12 1/4 x 17 1/4
ANCHOR DIAMOND PRO PIN SYSTEM CORNER			
	102	8	18
ANCHOR VERTICA VICTORIAN FACE II			
	104	8	18
ANCHOR VERTICA CORNER			
	104	8	18
ANCHOR VERTICA 4" RAIL CAP			
	104	4	17 1/4



UNIT DEPTH	PIECES PER PALLET	SQFT PER PALLET	WEIGHT PER PALLET (LBS)
7	120	-	2760
9	60	44.4	3360
10 3/8	48	-	2065
8	40	-	3380
12	48	48	3475
9	36	36	4302
10 3/8	72	-	4125
12	48	48	3552
10 3/8			
9			
11	36	36	3060
9	40	40	3200
10 3/8	72	36	3672

# WALL SPECIFICATIONS

PRODUCT NAME	PAGE #	UNIT HEIGHT	UNIT WIDTH
<b>BELAIR WALL 6" FREESTANDING WALL</b>			
	106	6	8
	106	6	16
Total			
<b>BELAIR WALL CORNER / COLUMN</b>			
	106	6	16
<b>BELAIR WALL CAP</b>			
	106	3	7 & 8
<b>BELAIR WALL CAP END</b>			
	106	3	8
<b>BELAIR WALL WALL END</b>			
	106	6	8
<b>CELTIK WALL 3" RETAINING WALL</b>			
	108	3	17 $\frac{1}{8}$
	108	3	13 $\frac{1}{6}$
	108	3	10 $\frac{1}{6}$
	108	3	6 $\frac{1}{6}$
Total			
<b>CELTIK WALL 6" RETAINING WALL</b>			
	108	6	17 $\frac{1}{8}$
	108	6	13 $\frac{1}{6}$
	108	6	10 $\frac{1}{6}$
	108	6	6 $\frac{1}{6}$
Total			
<b>CELTIK WALL CAP</b>			
	108	3 $\frac{1}{6}$	15 $\frac{3}{4}$
<b>CELTIK WALL DOUBLE SIDED 3" FREESTANDING</b>			
	110	3 $\frac{1}{2}$	11 $\frac{1}{6}$
	110	3 $\frac{1}{2}$	9 $\frac{3}{6}$
	110	3 $\frac{1}{2}$	7 $\frac{5}{6}$
	110	3 $\frac{1}{2}$	5 $\frac{7}{6}$
Total			
<b>CELTIK WALL DOUBLE SIDED 6" FREESTANDING</b>			
	110	5 $\frac{1}{4}$	11 $\frac{1}{6}$
	110	6 $\frac{1}{4}$	9 $\frac{3}{6}$
	110	7 $\frac{1}{4}$	7 $\frac{5}{6}$
	110	8 $\frac{1}{4}$	5 $\frac{7}{6}$
Total			

UNIT DEPTH	PIECES PER PALLET	SQFT PER PALLET	WEIGHT PER PALLET (LBS)
11	18		
11	18		
	36	18	1800
8	20	-	1400
13 ½	144	-	3420
13 ½	36	-	882
11	42	-	1550
8 ⅞			
8 ⅞			
8 ⅞			
8 ⅞			
		27.5	2695
8 ⅞			
8 ⅞			
8 ⅞			
8 ⅞			
	-	39	4446
12	64	-	3520
9			
9			
9			
9			
		33	3762
9			
9			
9			
9			
		41.25	5197

# WALL SPECIFICATIONS

PRODUCT NAME	PAGE #	UNIT HEIGHT	UNIT WIDTH
CELTIK WALL PIER CAP			
	110	3	16
CELTIK WALL PIECE KIT *MAKES 36" HIGH COLUMN			
	110	3'	
CELTIK WALL DOUBLE SIDED CAPPING UNIT			
	110		
COUNTRY MANOR 6" WALL STONE			
	112	6	16 / 14
	112	6	12 / 12
	112	6	12 / 10
	112	6	10 / 8
	112	6	6 / 4
Total			
CAP			
	112	3	12/17
COUNTRY MANOR 3" WALL STONE *2 SHOULDERED PINS PER SQFT - SOLD SEPERATELY			
	112	3	16 / 14
	112	3	12 / 10
	112	3	10 / 8
	112	3	6 / 6
	112	3	6 / 4
Total			
COUNTRY MANOR CAP			
	112	3	13
LAFITT TANDEM WALL ASHLAR WALL SMALL UNIT			
	114	7	13 2/3
LAFITT TANDEM WALL ASHLAR WALL MEDIUM UNIT			
	114	7	15 2/3
LAFITT TANDEM WALL ASHLAR WALL LARGE UNIT			
	114	7	18
LAFITT TANDEM WALL SMOOTH GRAY *BACK PANEL UNIT			
	114	7	
LAFITT TANDEM WALL CAP			
	114		
LAFITT TANDEM WALL COLUMN ASHLAR VENEER			
	114		
LAFITT TANDEM WALL COLUMN BAG OF CONNECTORS			
	114		

UNIT DEPTH	PIECES PER PALLET	SQFT PER PALLET	WEIGHT PER PALLET (LBS)
11	72		3350
	40		2120
	72		3744
10			
10			
10			
10			
10			
		42	3840
10 1/2			
10			
10			
10			
10			
10			
		42	4490
14 / 8	160	-	4980
3	30	70.09	2032
3	30	70	
3	30		
3	90	70.09	2032
	32	90	3136
	50	45	
	50 per bag		

# WALL SPECIFICATIONS

PRODUCT NAME	PAGE #	UNIT HEIGHT	UNIT WIDTH
MEGA-TANDEM BACK UNIT - NON-TEXTURED			
	118	12	24
MEGA-TANDEM CAP - TEXTURED			
	118		
WESTON STONE UNIVERSAL			
	122	4	12

UNIT DEPTH	PIECES PER PALLET	SQFT PER PALLET	WEIGHT PER PALLET (LBS)
3	48	96	3028
	48	96	3028
8	120	40	3620

# MIRAGE SPECIFICATIONS

PRODUCT NAME	PIECES PER BOX	BOXES PER PALLET	SQFT PER BOX	SQFT PER PALLET	WEIGHT PER PALLET (LBS)
24 X 24	2	30	7.75	232.5	2,160
8 X 48	2	30	5.1	155	1,380
12 X 48	2	20	7.75	155	1,460
18 X 36	2	27	8.7	234.9	2,198

NOTES






# Understanding the Process

---

Belgard® will improve the beauty and value of your home. But like any construction project, it's worthwhile to have as much information as possible before you begin the process. With that in mind, this next section is dedicated to helping you make the best decisions and understand what to expect before you get started with your project.

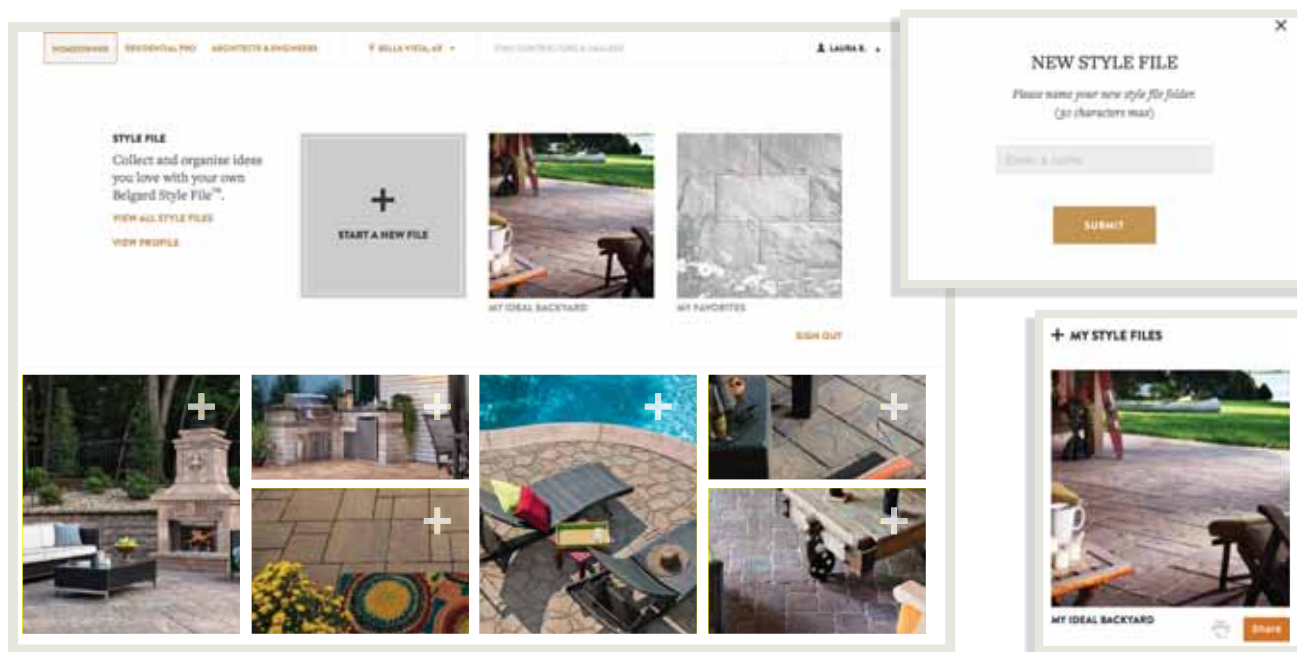


# Inspiration

Every project begins with an idea, a dream. Belgard® products are designed to last the lifetime of your home, so before you begin it's important to explore the options that are available. Learn what's possible so that you can develop and nurture that dream into an outdoor space that truly mirror your personal style.

## Create Your Online Style File

With your **Belgard Style File™**, you can peruse our Belgard.com inspiration galleries to collect and organize the outdoor hardscape ideas that speak to you. Gathering images of your dream patio or outdoor space will illuminate and help define your ultimate design. Later, you can share your Style File with your contractor to bring your hardscaping ideas to life. **Visit [Belgard.com/style\\_file](http://Belgard.com/style_file)**



Create and name multiple Style Files to organize images and products in various ways. For example, make one Style File for "Fire Pit Ideas" and another for "Outdoor Kitchens", whatever is important to you. Simply click on any plus sign throughout the website to add a product or image to one of your Style Files. Every Style File can be saved online and shared through email or social media.

## Looking for More Inspiration?

In addition to the Belgard Style File, Belgard provides a variety of other avenues to help nurture your dream so you can design and create the ideal outdoor living space. In addition to this catalog, Belgard offers a free Idea Book, which can be ordered from Belgard.com, that offers pages of exquisite outdoor living designs. We also invite you to visit our Pinterest and Facebook pages for a showcase of online design ideas. And for a variety of tips on both designing and living in your outdoor living space, visit the "Outdoor Living by Belgard" blog at **[Belgard.com/blog](http://Belgard.com/blog)**.

# Outdoor Design Basics

Creating your outdoor space begins with navigating through the variety of products you have to choose from. The fun starts with narrowing those products down based on a few personal style choices to bring your ultimate product selection into focus. Below is a simple guide on what style cues to consider when choosing your hardscape products:

## Colors

Pavers come in neutral and natural tones such as grays, tans, reds, ivories and blends of each. They can work to complement or harmonize with your existing color schemes. Pick what you love, but also understand your vision so you pick tones with intent.



Catalina™ Grana 6-Piece

## Shapes

Paver shapes have evolved over time. Once simple rectangular stones, they now come in a wide assortment of sizes and shapes that can be mixed to look natural or to create geometric patterns. Belgard specializes in irregular shapes that combine to form a less structured stone or flagstone appearance.



Mega-Arbel® Patio Slab

## Textures


Paver textures can help you subtly accent your design scheme. Our pavers come in several different textures—including smooth and contemporary options, natural stone textures and rustic antiqued textures.



Mega-Old World™ & Old World Paver™

## Borders & Accents

Once you have selected your primary paver, don't forget to finish the space with borders and accents. You can really show your style and choose to match, complement or contrast your primary paver selection. Have fun with the process and make your space one-of-a-kind.



Urbana® Stone & Marina™ Coping

# Visualize Your Project

Belgard's online **Project Visualizer** allows you to be your own hardscape designer. Choose from our image library of patios, driveways and walkways, or upload your own photo to experiment with paver styles and colors and explore an infinite number of design possibilities.

## Option 1: Using the Image Library

Select an image, then simply click on a paver field to highlight it and change the paver style, color or laying pattern. It's as simple as pointing and clicking, with easy-to-understand navigation.

## Option 2: Create Your Own Design

Upload a photo of your driveway or backyard, then follow the toolbox instructions to outline and create fields where you'd like to install pavers. Experiment with a variety of paver styles and colors, create contrasting borders, vary the laying patterns – have fun creating your own design!

## Save & Share Your Designs

Additional tools allow you to save and compare different versions, as well as share your ideas through email or social media.

Ready to "Visualize" Your Backyard Makeover?

Visit [Belgard.com/Seeit](http://Belgard.com/Seeit)



## Project Phasing

If you have a large project and would like to phase out construction over time, be sure to plan the entire design before you get started so that you can plan for any future electrical, plumbing or drainage needs.



## Belgard® Preferred Payment

Instead of phasing the project out over months or years, talk to a **Belgard Authorized Contractor or Dealer** about building now and paying later with same-as-cash financing that allows you to spread out the expenditure instead of the construction. There are often construction economies that can be achieved by doing the entire project at once, which could save you both money and time. Plus, you get to start enjoying your dream outdoor living space much sooner!

# Selecting a Contractor

A hardscape project is an important investment in your home, and selecting the right contractor is a critical decision. Don't be afraid to ask a lot of questions. It's important that you get to know your contractor so that you can work together as a team to create your ideal outdoor living space.

## What to Ask

- Installing hardscapes is a **SPECIALIZED SKILL** that requires training and experience. Inquire about specialized certifications and training from organizations like the Interlocking Concrete Paver Institute (ICPI). All **Belgard® Authorized Contractors** are required to have at least one team member who is ICPI certified and must meet annual requirements to maintain the company's "authorized" status.
- Ask for **CUSTOMER REFERENCES** and to see photos of past projects, both for design ideas and to get a sense of the contractor's level of creativity, expertise and work ethic. Ask for an address or two and check out the workmanship up close, with the homeowner's permission of course.
- Determine upfront which aspects of the project the contractor can handle. Will their team manage aspects like **LANDSCAPING, PLUMBING, IRRIGATION AND LIGHTING** – or will you be expected to handle this separately?
- Be sure to get a complete understanding of **PAYMENT TERMS** and estimated start date and turn-around time.
- It important to hire a contractor who can provide **PROOF OF INSURANCE** and is able to guarantee their work for a period of at least one year after the installation.

### Checklist for Contractor:

- |  |   |
|--|---|
| <input type="checkbox"/> Industry Certification (ICPI, NCMA, SRW)                    | <input type="checkbox"/> Work Schedule          |
| <input type="checkbox"/> Proof of Insurance  | <input type="checkbox"/> Price Estimate         |
| <input type="checkbox"/> Workmanship Guarantee<br>(at least one year)                | <input type="checkbox"/> Scope of Work/Contract |
| <input type="checkbox"/> Business License/Contractor's license<br>(where applicable) | <input type="checkbox"/> Referrals              |



To find a Belgard Authorized Contractor or Dealer  
visit **[Belgard.com/locator](http://Belgard.com/locator)**

## What to Expect

Before breaking ground, it's important to see a design sketch so that you and the contractor are both on the same page. If your contractor uses the **Belgard® Design Studio**, you can see photorealistic 3-D images, which will give you an idea of how your space will look.



The Belgard Design Studio can transform photos of your space and a design sketch from your contractor into realistic imagery of your future outdoor living space, taking into account existing structures and landscaping, as well as future furniture placement and lighting. To see samples of existing 3-D designs, visit [Belgard.com/DesignStudio](https://www.belgard.com/DesignStudio).



## Project Considerations & Timeline

All outdoor projects are subject to weather conditions, so even with the best plan, there could always be delays. The timeline for your hardscaping project depends on several factors including the size and scale of the project, permitting needs (which vary by municipality), and the acceptance of any community organizations, such as homeowner associations or architectural review boards. It's also a good idea to check with your contractor to ensure that all items being installed are readily available and don't require a long lead time.

All things considered, the general project should be conducted in phases, which include but are not limited to: demolition, site preparation, base material installation, bedding sand installation, hardscape installation, joint sand installation, and then followed by additional paver cleaning and sealing. Be sure to discuss any construction phases that might be disruptive to your neighbors so that you can communicate that information to them as needed.

After the installation, be sure to do a final walk-through with your hardscape contractor to ensure that everything covered in the contract is complete, and you are satisfied with the work.

# Installation Process

Paver installations require that the designated area is cleared by removing any existing grass or plants and digging an area deep enough to account for the base layer, sand and pavers.



## BASE

Pavers are installed on a compacted granular aggregate which should be between 4 and 6 inches deep. The depth of the base layer is influenced by the soil type and application. The base layer should be leveled and compacted firmly, and will safeguard against the pavers shifting or settling.

## BEDDING SAND

Once the base is in place, a layer of sand is added and leveled or screeded. Bedding sand plays a critical role in ensuring proper interlock between the pavers and allowing for a smooth surface. Bedding sand should be at least 1-inch deep and spread evenly across the base material.

## JOINT SAND

Pavers are laid on top of the leveled sand. Joint sand is then swept into the joints between the pavers, and a compactor can be used to ensure the sand is evenly distributed into the joints. Joint sand helps to further lock the pavers in place and plays a critical role in keeping debris and weeds out of the joints.

# Product Quality

Belgard's manufacturing processes are world-class, using only quality materials to produce hardscapes that resist breaking and fading and will provide lasting beauty for your home. We proudly stand behind our products with a lifetime transferable limited warranty. You can relax knowing that once your Belgard® hardscape is installed by an authorized contractor, it's warrantied for as long as you own your home. The warranty can also a transferable asset when you sell your home.

**Visit [Belgard.com/GAWarranty](http://Belgard.com/GAWarranty)**



## Good Housekeeping Seal

Belgard is the only hardscape manufacturer to be backed by the Good Housekeeping Seal, the most recognized distinction of product quality in the home improvement industry. In addition to the limited lifetime warranty through Belgard, Good Housekeeping offers a limited two-year warranty on all products that carry the Seal.



# Long Term Care & Maintenance

Even though Belgard® pavers are extremely durable and come with a lifetime structural warranty, seasonal maintenance is encouraged to preserve the beauty and integrity of your hardscape installation.

## GENERAL MAINTENANCE

- Clean your pavers each Spring with a coarse-bristle "stable" broom and a paver cleaner to keep them looking like new.
- Some weeds, if left unaddressed, can shift pavers apart over time. Be sure to periodically apply a granular weed preventative between joints as a part of your paver maintenance routine.
- Be careful when cleaning your Belgard pavers with power washers as the force of the spray can expose the aggregate under the paver's surface.

## CLEANING

- Before applying any paver cleaning solution to your hardscape, test a small inconspicuous area first to be sure you get the desired results.
- Be sure to read and follow the directions printed on container labels for cleaning solution use, application, precautions and first aid. Always rinse the solution off thoroughly after use.
- In the event of an oil spill, act to remove it promptly with granular oil absorbent. Spills should be soaked up, not rubbed. Rubbing will drive the stain deeper into the concrete.

## PROTECTING

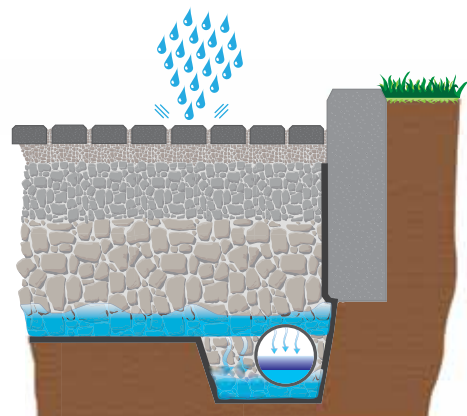
- De-icing substances, when used in proper amounts, should not damage pavers; however, they may accelerate surface wear on some paver styles. Use them in moderation.
- Sealers should not be applied more than once in three years, to a maximum of two applications. Too many applications will create a film on the surface, which may discolor in sunlight.
- The joints between paving stones are the most vulnerable areas of any installation. Keep these joints topped off with jointing sand to prevent the sand-bedding layer below from deteriorating, causing the pavers to shift.

## Techniseal®

Part of the Oldcastle® family of architectural products, Techniseal has been a world leader in the field of jointing sand and paver maintenance products for over 30 years. Inventors of the polymeric sand category, Techniseal has long been the preferred jointing material used with installations of Belgard pavers. In addition, Techniseal offers a number of cleaning and sealing products to ensure the lasting beauty of your Belgard installation for years to come.

### PERMEABLE PAVERS

Permeable pavers can be maintained in much the same way as standard pavers. The primary difference is that instead of using joint sand, permeable paver joints are filled with tiny aggregate that allows rainwater to drain into the joints. If the joints have become clogged with debris, affecting water infiltration, the joints should be vacuumed and re-jointed with aggregate.





# ABOUT US

At Belgard®, our uncompromising quality and craftsmanship sets the standard for hardscapes, landscape design and innovation. Our products combine weather-resistant beauty and long-lasting durability to create captivating outdoor spaces that last for decades with minimal maintenance. And our remarkably natural look and feel is unrivaled in the industry.

Since 1995, our locally made and nationally backed products have transformed thousands of residential and commercial properties across North America. With more shapes, styles and textures than any other brand, Belgard's outdoor living paving and wall products aren't just functional, they infuse outdoor spaces with distinctive atmosphere and style.

Every day, our network of Belgard Authorized Dealers and Contractors helps customers realize their outdoor dreams. And every year, we strive to improve our product and service offerings by dedicating more than 20,000 hours to research and development. By staying ahead of design trends, we are able to provide design-forward products that homeowners envision for their backyard spaces.

All of our outdoor products—when installed by a Belgard Authorized Contractor—are covered by a transferable lifetime limited warranty. That's just part of our commitment to lasting outdoor beauty.

Let today be the start of *something new...*

Stay connected with Belgard® for design inspiration, entertaining ideas, contests, recipes and more.

 [Belgard.com/Enews](mailto:Belgard.com/Enews)

 [Facebook.com/BelgardHardscapes](https://www.facebook.com/BelgardHardscapes)

 [YouTube.com/BelgardHardscapes](https://www.youtube.com/BelgardHardscapes)

 [Belgard.com/Blog](http://Belgard.com/Blog)

 [Pinterest.com/Belgard](https://www.pinterest.com/Belgard)

 [Twitter.com/Belgard](https://www.twitter.com/Belgard)

## PEACE OF MIND, GUARANTEED

### Lifetime Transferable Limited Warranty

Oldcastle Architectural, Inc. ("Belgard") is proud to inform you that all of our interlocking concrete paver and retaining walls ("Products") meet and/or exceed the requirements of ASTM C-936 and ASTM C-1372. Belgard guarantees its Products against these standards for the lifetime of the Product defined by ICPI. This guarantee does not apply to splitting, chipping or other breakage that could be caused by impact, abrasion or overloading. This warranty is transferable. *The original proof of purchase is required.*

This warranty is only valid if the material is installed under the guidelines of the ICPI ([www.ICPI.org](http://www.ICPI.org)), The NCMA ([www.ncma.org](http://www.ncma.org)) or the Belgard Installation Guideline Manual. Improper installation voids this warranty. This warranty is for residential applications only and does not apply to commercial applications. It is recommended that the job is installed by a Belgard Authorized Contractor who guarantees their workmanship for a minimum of 2 years from the date of install.

For warranty service, contact Belgard at 1-800-BELGARD. A service representative will investigate your claim within 10 business days. If the Belgard Product fails to meet the specifications, Belgard will replace the defective product at no charge. Color matching cannot be guaranteed. Belgard will not be responsible for any replacement labor, consequential damages or incidental damages. THIS WARRANTY GIVES YOU SPECIFIC LEGAL RIGHTS, AND YOU MAY ALSO HAVE OTHER RIGHTS WHICH VARY FROM STATE TO STATE. SOME STATES DO NOT ALLOW FOR THE EXCLUSION OR LIMITATION OF INCIDENTAL OR CONSEQUENTIAL DAMAGES, SO THE ABOVE LIMITATION OR EXCLUSION MAY NOT APPLY TO YOU.

For more information, please visit us at: [Belgard.com/GHseal](http://Belgard.com/GHseal) and [Belgard.com/Warranty](http://Belgard.com/Warranty)



# BELGARD®

### ANCHOR CENTRAL – AN OLDCASTLE COMPANY

975 Burnt Tavern Road | Brick, NJ 08724  
800-682-5625

